

# Poynting OMNI-293, Omni-Directional, Wideband, 4G-5G antenna, 617 to 3800 MHz

SKU: ANT-PY-00033

MPN: A-OMNI-0293-V1-01

Barcode: 6009710922347

## Description

Poynting's OMNI-293 is a high performance omnidirectional antenna designed for 4G LTE and 5G NR. With a wideband collinear design the antenna covers the wideband 617 to 3800 MHz cellular frequency range at an idealised 6 to 9 dBi gain across the bands.

The antenna's large collinear radiators provide an exceptional degree of radiation stability, with near-perfect 360° patterns.

In addition to four 4G-5G bands between 698 to 960 MHz, 1427 to 1517 MHz, 1695 to 2700, and 3300 to 3800 MHz, the antenna also covers 2.4 GHz making it ideal as a WiFi and Bluetooth Low Energy base station.

The antenna has an integrated N Female connector at its base so that a feeder cable can be attached without any additional losses.

[Read More](#)

Omnidirectional 4G antennas remain popular even in LTE-A Pro 2x2 and 4x4 MIMO applications as nominal MIMO can be achieved with V-V-V-V polarisation configurations, provided spatial diversity rules are observed.

While the antenna can be operated as a 915 MHz LPWA or 2.4 GHz base station, it's important to recognise wideband antennas



## Poynting

Poynting is a top global provider of integrated antenna solutions, responsible for the innovation, design and manufacture of its market-leading products. Established as a consultancy in 1990, Poynting evolved into an official PTY in 1997 and in 2001 established Poynting Antennas. It caters antenna solutions for primarily wireless high speed data applications, including residential 4G LTE as well ...

# RF Specification

Start Frequency:	618 MHz	Polarisation:	Vertical (V)
Stop Frequency:	3800 MHz	Input Impedance:	50
Max. Input Power:	10 W		

## RF Connectors

Ports	RF Interface	Body Shape
1	N Female	Straight

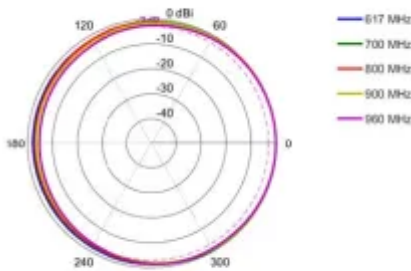
## Frequency Test Data

Start Freq.	Stop Freq.	Peak Gain	VSWR	Azimuth
617 MHz	960 MHz	6 dBi	< 2.5:1	360°
1427 MHz	1517 MHz	6 dBi	< 1.5:1	360°
1710 MHz	2200 MHz	6.5 dBi	< 2.2:1	360°
2300 MHz	2700 MHz	9 dBi	< 1.9:1	360°
3300 MHz	3800 MHz	8 dBi	< 2:1	360°

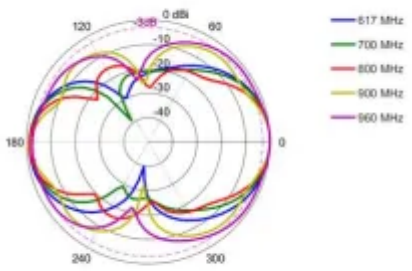
# Polar Patterns

Start Frequency: 617 MHz  
Stop Frequency: 960 MHz

Azimuth Polar Plot

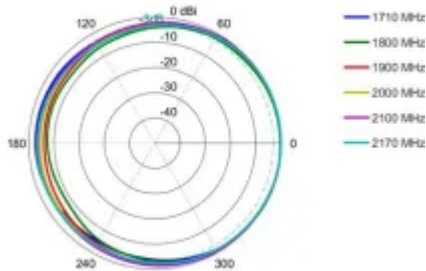


Elevation Polar Plot

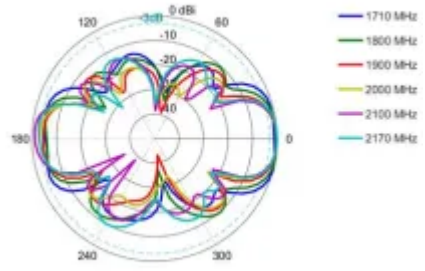


Start Frequency: 1710 MHz  
Stop Frequency: 2170 MHz

Azimuth Polar Plot

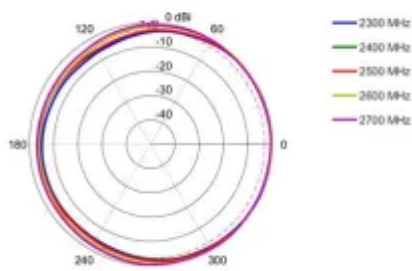


Elevation Polar Plot

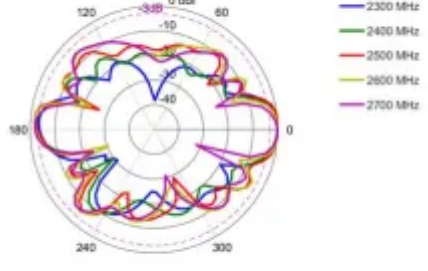


Start Frequency: 2300 MHz  
Stop Frequency: 2700 MHz

Azimuth Polar Plot

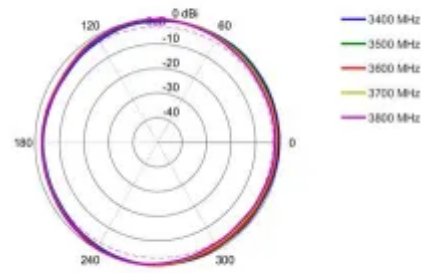


Elevation Polar Plot

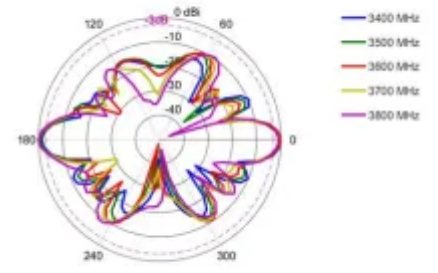


Start Frequency: 3400 MHz  
Stop Frequency: 3800 MHz

Azimuth Polar Plot



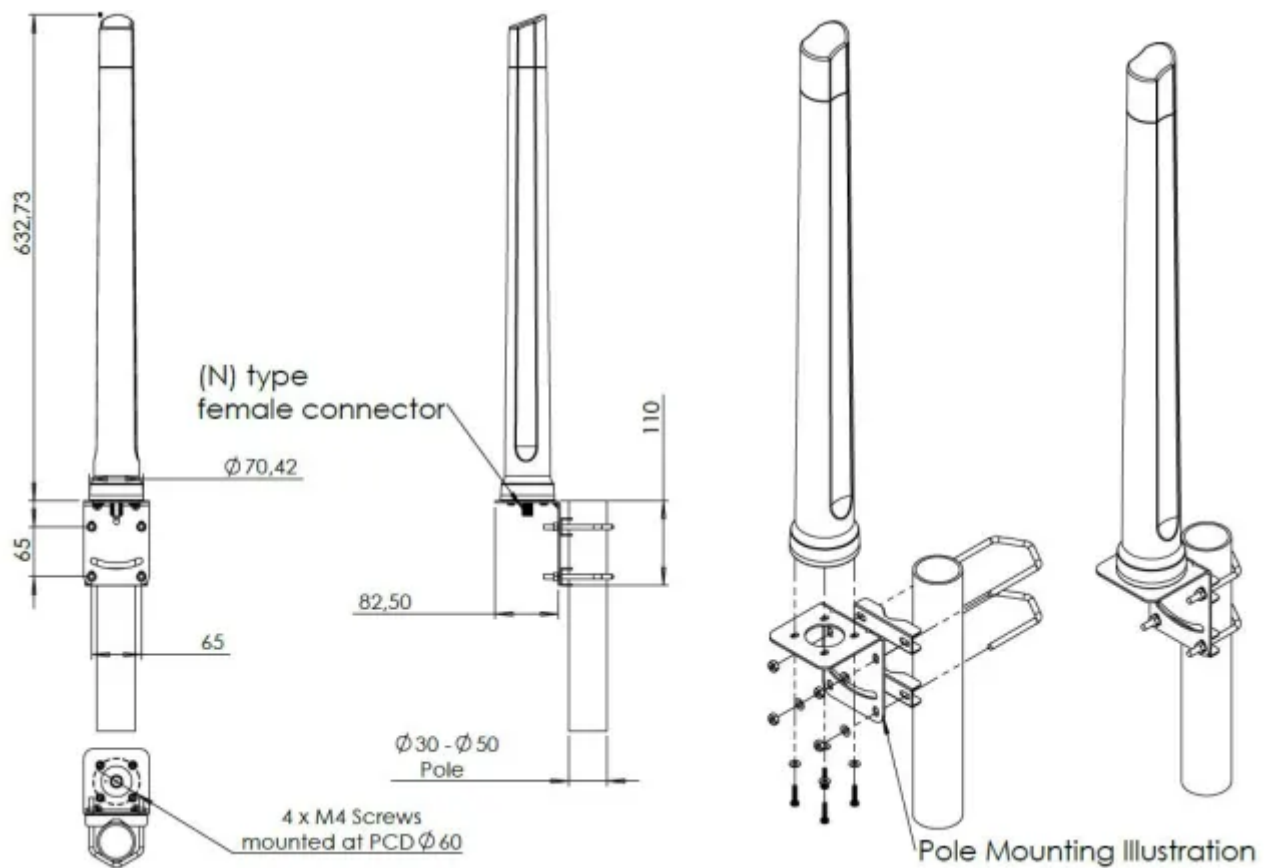
Elevation Polar Plot



## Physical Specification

Subtype:	Collinear	Dimensions:	635 x 71 x 71
Input Ports:	1	Ingress Protection:	IP65
MIMO:	1x1 SISO	Materials:	ABS Plastic
Min. Operating Temperature:	-40 °C	Mounting:	Pole Clamp 25 to 52 mm , Wall / Vertical Surface
Max. Operating Temperature:	80 °C		
		Weight:	0.46 kg

## Drawing





Disclaimer: Although care has been taken to ensure the accuracy, completeness and reliability of the information provided, Powertec assumes no responsibility therefore. The user of the information agrees that the information is subject to change without notice. Powertec assumes no responsibility for the consequences of use of such information, nor for any infringement of third party intellectual property rights which may result from its use. IN NO EVENT SHALL POWERTEC BE LIABLE FOR ANY DIRECT, INDIRECT, SPECIAL, OR INCIDENTAL DAMAGE RESULTING FROM, ARISING OUT OF OR IN CONNECTION WITH THE USE OF THE INFORMATION.

