

Powertec 4G-5G Ultraband Grid Antenna, 600 to 6500 MHz, 4.3-10 Female

SKU: ANT-BH-00082

MPN: VGR-6065-20.432

Description

The Ultra Wide Band Cellular grid is the highest continuous gain antenna on the market. The patented one of a kind design allows for very high gain and directionality on all frequencies between 600 MHz and 6500 MHz. This antenna has been laboratory verified to produce very high gain across all cellular 3G, 4G, and 5G bands.

An extraordinarily unique feature is the antenna's adjustable reverse-log feed which is moved along the parabolic grid's focal point to preference low, mid, or high frequency band operation.

The grid is powder coated in an industrial grade flat grey finish to provide improved durability and environmental resistance, permitting a long service life.

This antenna is recommended for long range 4G or 5G communication systems. Weighing 2.4 kg and with a low wind-load this antenna can safely be mounted at height with a simple supporting structure.

[Read More](#)



Powertec

Powertec is a wireless technology manufacturer and systems integrator based in Australia. Operating since 1995, Powertec has grown to become the leading wireless technology distributor in its region, and a leading Infratech systems developer. Supporting over 1500 partners the company provides procurement, design, project management, and support services across Australia, New Zealand, Pacific ...

RF Specification

Start Frequency:	600 MHz	Polarisation:	Vertical (V)
Stop Frequency:	6500 MHz	Input Impedance:	50
Max. Input Power:	100 W		

RF Connectors

Ports	RF Interface	Body Shape	Cable Series	Length
1	4.3-10 Female	Straight	RG-402	300 mm

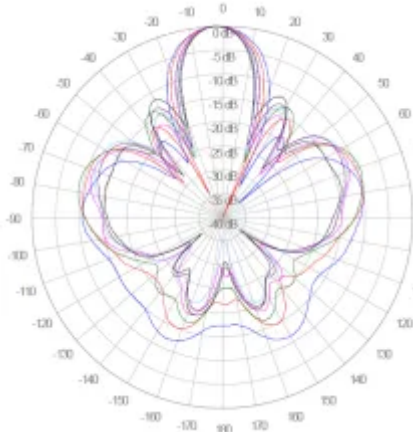
Frequency Test Data

Start Freq.	Stop Freq.	Peak Gain	VSWR	Azimuth	Elevation	F/B Ratio
600 MHz	698 MHz	8.5 dBi	< 2.4:1	24°	45°	> 11 dB
698 MHz	803 MHz	11.8 dBi	< 2.4:1	22°	35°	> 15 dB
803 MHz	890 MHz	13.1 dBi	< 2.1:1	19°	30°	> 18 dB
890 MHz	960 MHz	14.3 dBi	< 2.1:1	18°	29°	> 18 dB
1695 MHz	2200 MHz	20.2 dBi	< 1.6:1	9°	15°	> 24 dB
2300 MHz	2700 MHz	22.5 dBi	< 2.3:1	8°	10°	> 20 dB
3300 MHz	3800 MHz	23.2 dBi	< 1.9:1	9°	8°	> 15 dB
5125 MHz	5875 MHz	20.2 dBi	< 2.8:1	13°	6°	> 4 dB

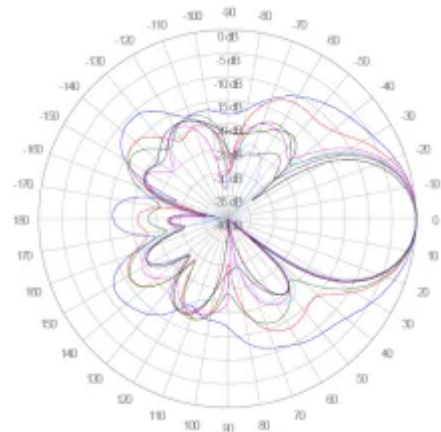
Polar Patterns

Start Frequency: 600 MHz
Stop Frequency: 960 MHz

Azimuth Polar Plot

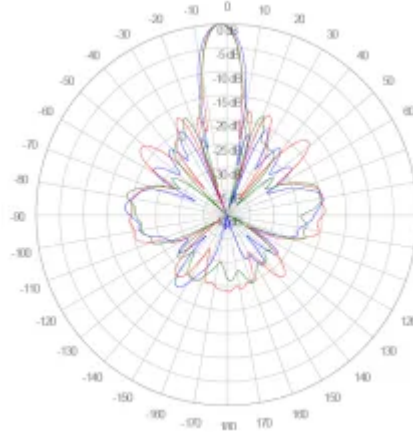


Elevation Polar Plot

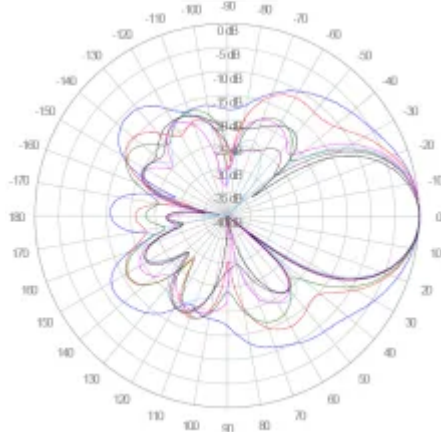


Start Frequency: 1695 MHz
Stop Frequency: 2200 MHz

Azimuth Polar Plot

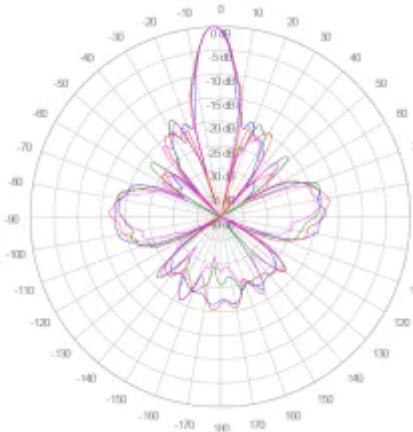


Elevation Polar Plot

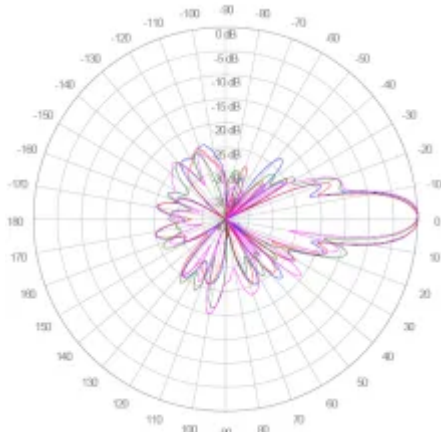


Start Frequency: 2300 MHz
Stop Frequency: 2700 MHz

Azimuth Polar Plot

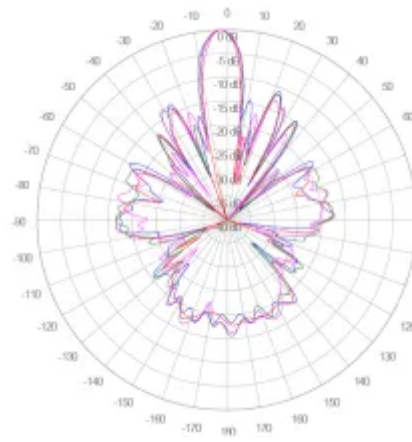


Elevation Polar Plot

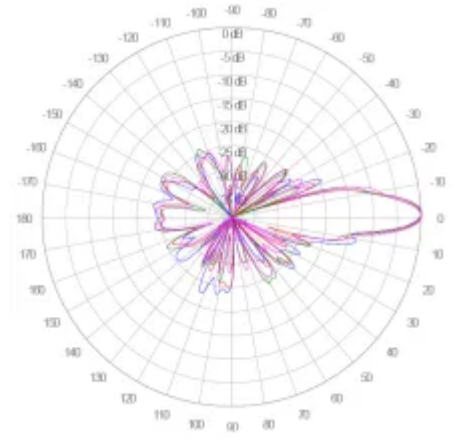


Start Frequency: 3300 MHz
Stop Frequency: 3800 MHz

Azimuth Polar Plot



Elevation Polar Plot



Physical Specification

Subtype:	Dish / Grid	Dimensions:	990 x 400 x 600
Input Ports:	1	Materials:	Aluminium, ASA Plastic
MIMO:	1x1 SISO	Mounting:	Pole Clamp 30 to 63 mm
Min. Operating Temperature:	-40 °C	Weight:	2.4 kg
Max. Operating Temperature:	60 °C		

Disclaimer: Although care has been taken to ensure the accuracy, completeness and reliability of the information provided, Powertec assumes no responsibility therefore. The user of the information agrees that the information is subject to change without notice. Powertec assumes no responsibility for the consequences of use of such information, nor for any infringement of third party intellectual property rights which may result from its use. IN NO EVENT SHALL POWERTEC BE LIABLE FOR ANY DIRECT, INDIRECT, SPECIAL, OR INCIDENTAL DAMAGE RESULTING FROM, ARISING OUT OF OR IN CONNECTION WITH THE USE OF THE INFORMATION.

