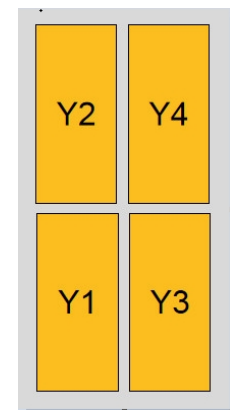



**XXXXPol 1710~2690MHz×4 Dual-beam 33° 20.0dBi 2°~12° Integrated and replaceable RCU (Remote Control Unit) Antenna**

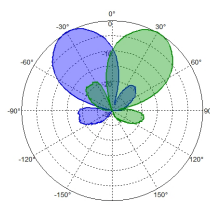
Electrical Specifications				
Frequency range (MHz)	1710~2690			
	1710~1990	1920~2200	2200~2490	2490~2690
Polarization	±45°			
Gain at mid tilt (dBi) (Bottom)	18.7	19.2	19.6	20.0
Gain over all tilts (dBi) (Bottom)	18.5±0.6	19.0±0.4	19.4±0.6	19.8±0.6
Gain at mid tilt (dBi) (Top)	18.4	18.9	19.3	19.7
Gain over all tilts (dBi) (Top)	18.2±0.6	18.7±0.5	19.1±0.5	19.5±0.5
Horizontal beam centers (°)	±31	±31	±31	±31
Horizontal 3dB beamwidth (°)	39±3	38±3	36±3	32±3
Vertical 3dB beamwidth (°)	7.5±0.5	6.6±0.4	5.7±0.4	5.3±0.4
Front to back ratio (dB) Total power, ±30°	>25	>25	>26	>26
Cross polar ratio (dB) (at Boresight)	>18	>18	>18	>18
Electrical downtilt (°)	2-12			
Sidelobe suppression (dB) (First sidelobe above main beam)	>17	>17	>17	>16
VSWR	≤1.5			
Isolation: intra-system (dB)	≥25			
Isolation: inter-system (dB)	≥30			
Intermodulation IM3 (2×43dBm carrier)	≤-153 dBc			
Impedance (Ω)	50			
Max. power per input (W) @50°C	200			
Lightning protection	Dc Ground			

Mechanical Specifications	
Connector	8×4.3-10-Female
Connector position	Bottom
Height × width × depth (mm)	2580×400×150
Packing size (mm)	2925×490×265
Antenna weight (kg)	32.5
Installation kit weight (kg)	8.8
Packing weight (kg)	47.4
Wind load (N,at 150km/h) Frontal/Lateral/Maximum	1406/560/1572
Max. wind velocity (km/h)	216
Radome material	Fiberglass
Radome color	Gray
Mechanical tilt (°)	0~8
Operating temperature (°C)	-50~65
Mounting hardware (mm)	Φ50~Φ115

Integrated RET Properties	
RET model	TRCU-TQ10P2V01
RET type	Integrated (Replaceable)
RET protocol	AISG 2.0/3GPP
Power supply(V)	10-30 DC
Power consumption(W)	≤0.6 (Idle, 12V), ≤6 (In motion, 12V)
Adjustment time (Full Range)	<4Mins
Adjustment cycles	>50,000
Temperature range (°C)	-40~65
Lightning protection	3KA(8/20μs) @ Pin5 & Pin3; 5KA(8/20μs) @ Pin1 / Pin6 & Pin7
Connectors	2×8 Pin circle connector according to IEC 60130-9 and AISG. Daisy chain in:Male,Daisy chain out:Female Pin1:12V;Pin3:RS485B;Pin5:RS485A;Pin6:10-30V; Pin7:GND;Pin2&Pin4&Pin8:N/C



Ant Array	RET Unique ID
Y1	TY00000.....Y1
Y2	TY00000.....Y2
Y3	TY00000.....Y3
Y4	TY00000.....Y4



1710~2690MHz